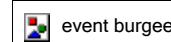


## 2009 Canadian Optimist Dinghy Championships






























### Royal Victoria Yacht Club























Results are final as of 16:23 on August 28, 2009

#### Overall

Sailed: 10, Discards: 2, To count: 8, Entries: 71, Scoring system: Opti Championship

Rank	Fleet	Sail Number	Helm Name	Citizenship	R1	R2	R3	R4	R5	R6	R7	R8	R9	R10	Total	Nett
1	Opti Red	1266	Megarry, Meredith	CAN	1.0	3.0	3.0	(11.0)	5.0	1.0	7.0	1.0	(22.0)	1.0	55.0	22.0
2	Opti Red	1285	Baum, Zachary	CAN	3.0	1.0	1.0	(19.0)	3.0	14.0	3.0	(34.0)	1.0	8.0	87.0	34.0
3	Opti Blue	1260	Ehvert, Peter	CAN	(9.0)	(16.0)	6.0	7.0	4.0	7.0	6.0	2.0	4.0	2.0	63.0	38.0
4	Opti Red	13616	Toland, Jack	USA	4.0	5.0	8.0	1.0	1.0	(39.0)	17.0	14.0	2.0	(72.0 DSQ)	163.0	52.0
5	Opti Blue	1317	Fraser, Jeremy "Bucket"	CAN	18.0	(35.0)	4.0	12.0	12.0	2.0	12.0	(39.0)	5.0	7.0	146.0	72.0
6	Opti Red	1000	Surette, Allison	CAN	14.0	(34.0)	2.0	8.0	25.0	12.0	2.0	(30.0)	9.0	5.0	141.0	77.0
7	Opti Red	1416	Koch, Adam	CAN	(49.0)	9.0	12.0	9.0	9.0	9.0	15.0	8.0	6.0	(30.0)	156.0	77.0
8	Opti Red	4343	Hayton, Michael	NZL	32.0	11.0	5.0	(33.0)	2.0	4.0	4.0	(43.0)	11.0	12.0	157.0	81.0
9	Opti Red	1298	Berezin, Linor	CAN	2.0	4.0	14.0	10.0	16.0	11.0	18.0	(27.0)	10.0	(47.0)	159.0	85.0
10	Opti Blue	1029	Wollmann, Ceci	BMU	(22.0)	19.0	21.0	2.0	6.0	5.0	5.0	20.0	(60.0)	16.0	176.0	94.0
11	Opti Red	1297	Hodgson, Andrew	CAN	28.0	6.0	(30.0)	18.0	13.0	3.0	(30.0)	4.0	12.0	13.0	157.0	97.0
12	Opti Red	4333	Banks, Liam	NZL	(58.0)	31.0	11.0	(41.0)	11.0	15.0	10.0	5.0	23.0	4.0	209.0	110.0
13	Opti Red	1411	Flinn, Max	CAN	11.0	(36.0)	7.0	(30.0)	21.0	22.0	1.0	9.0	20.0	27.0	184.0	118.0
14	Opti Blue	1429	Lyall, Lloyd	CAN	40.0	(51.0)	15.0	3.0	7.0	8.0	36.0	7.0	(44.0)	6.0	217.0	122.0
15	Opti Red	1337	Konitzer, Laura	CAN	8.0	12.0	18.0	(37.0)	33.0	17.0	8.0	6.0	21.0	(42.0)	202.0	123.0
16	Opti White	1102	Vittecoq, Justin	CAN	33.0	(49.0)	10.0	20.0	24.0	(45.0)	24.0	3.0	3.0	14.0	225.0	131.0
17	Opti Blue	14766	Hein, David	USA	24.0	14.0	(48.0)	13.0	10.0	33.0	16.0	13.0	(53.0)	9.0	233.0	132.0
18	Opti Red	1384	McLaughlin, Jamie	CAN	17.0	2.0	17.0	6.0	29.0	10.0	(37.0)	18.0	(54.0)	36.0	226.0	135.0
19	Opti Red	1407	Doyon, Pierre-Alexandre	CAN	10.0	(40.0)	13.0	14.0	8.0	29.0	(34.0)	21.0	26.0	18.0	213.0	139.0
20	Opti Red	1178	Murphy, Minette	CAN	7.0	37.0	9.0	(59.0)	20.0	21.0	9.0	(41.0)	28.0	15.0	246.0	146.0
21	Opti Blue	1395	Vittecoq, Coralie	CAN	30.0	(32.0)	23.0	17.0	(40.0)	19.0	25.0	11.0	32.0	3.0	232.0	160.0
22	Opti Red	1382	Dube, Devan	CAN	12.0	(42.0)	19.0	34.0	30.0	13.0	21.0	(72.0 OCS)	8.0	28.0	279.0	165.0

23	Opti Red	1441	Verrier Paquette, Gabriel	 CAN	(48.0)	21.0	22.0	21.0	15.0	32.0	(38.0)	10.0	25.0	21.0	253.0	167.0
24	Opti Red	1034	Wollmann, Ellie	 BMU	27.0	17.0	16.0	(50.0)	32.0	16.0	19.0	(62.0)	16.0	31.0	286.0	174.0
25	Opti Red	4223	Broome, Nick	 NZL	23.0	(54.0)	(39.0)	5.0	31.0	26.0	39.0	17.0	14.0	22.0	270.0	177.0
26	Opti Blue	1242	Ruitenber, Luke	 CAN	20.0	45.0	33.0	(57.0)	26.0	28.0	(50.0)	16.0	13.0	10.0	298.0	191.0
27	Opti Red	1383	Bourelle, Tristan	 CAN	19.0	33.0	24.0	40.0	(54.0)	27.0	20.0	12.0	19.0	(41.0)	289.0	194.0
28	Opti Blue	3946	Broome, Sam	 NZL	(44.0)	23.0	26.0	25.0	14.0	(34.0)	22.0	31.0	24.0	29.0	272.0	194.0
29	Opti Red	1376	Merry, Emily	 CAN	21.0	13.0	(42.0)	35.0	22.0	30.0	11.0	35.0	31.0	(38.0)	278.0	198.0
30	Opti Blue	1428	Lyall, Eric	 CAN	16.0	22.0	32.0	16.0	(52.0)	31.0	(48.0)	19.0	34.0	39.0	309.0	209.0
31	Opti Red	1358	Fritz, Alexander	 CAN	35.0	10.0	34.0	24.0	17.0	24.0	(40.0)	33.0	35.0	(40.0)	292.0	212.0
32	Opti Blue	1272	Doyon, Charles-William	 CAN	31.0	27.0	(49.0)	23.0	18.0	20.0	35.0	(47.0)	41.0	26.0	317.0	221.0
33	Opti Red	135	Rengifo, Ernesto	 VEN	(65.0)	15.0	35.0	22.0	38.0	(65.0)	32.0	25.0	15.0	45.0	357.0	227.0
34	Opti White	14377	Bilgen, Derin	 CAN	5.0	20.0	28.0	28.0	34.0	(66.0)	23.0	44.0	48.0	(66.0)	362.0	230.0
35	Opti Red	166	Vlasic, Adrian	 CAN	54.0	(64.0)	(64.0)	4.0	36.0	57.0	29.0	26.0	7.0	25.0	366.0	238.0
36	Opti Red	1342	Dunn, Nathan	 CAN	25.0	(65.0)	25.0	27.0	27.0	50.0	55.0	(60.0)	17.0	20.0	371.0	246.0
37	Opti Blue	1415	Muru, Matti	 CAN	13.0	(58.0)	(62.0)	32.0	49.0	6.0	27.0	52.0	39.0	33.0	371.0	251.0
38	Opti Red	1421	De Alcala, Fannie	 CAN	29.0	29.0	20.0	(56.0)	41.0	36.0	31.0	(51.0)	50.0	19.0	362.0	255.0
39	Opti Blue	1367	Atkins, Sam	 CAN	(69.0)	8.0	31.0	42.0	23.0	35.0	53.0	42.0	(61.0)	23.0	387.0	257.0
40	Opti Red	1271	Roy-Bernier, Clovis	 CAN	(72.0 DSQ)	18.0	27.0	44.0	45.0	23.0	41.0	23.0	42.0	(55.0)	390.0	263.0
41	Opti Red	151	Harney, Graham	 CAN	(57.0)	7.0	36.0	36.0	46.0	43.0	46.0	(53.0)	37.0	17.0	378.0	268.0
42	Opti Red	17653	Turner, Amy-Katherine	 USA	(55.0)	46.0	50.0	38.0	37.0	41.0	13.0	24.0	(56.0)	37.0	397.0	286.0
43	Opti Red	1331	Turner, Matthew	 CAN	50.0	44.0	(51.0)	(54.0)	28.0	18.0	28.0	38.0	36.0	44.0	391.0	286.0
44	Opti Blue	1427	Sullivan, Lauren	 CAN	37.0	43.0	29.0	55.0	43.0	(56.0)	45.0	(56.0)	38.0	11.0	413.0	301.0
45	Opti White	16091	Campbell, Kaili	 USA	26.0	(55.0)	44.0	45.0	(48.0)	42.0	44.0	28.0	46.0	32.0	410.0	307.0
46	Opti Blue	14721	Demmler, Alex	 USA	(66.0)	26.0	61.0	(68.0)	35.0	25.0	33.0	48.0	29.0	56.0	447.0	313.0
47	Opti White	1345	Owen, John	 CAN	39.0	38.0	41.0	43.0	(50.0)	49.0	42.0	(50.0)	30.0	34.0	416.0	316.0
48	Opti Blue	1431	Moreno, Andrew	 CAN	(68.0)	(59.0)	52.0	52.0	19.0	37.0	49.0	22.0	43.0	46.0	447.0	320.0
49	Opti Blue	11482	Myerscough, Reece	 CAN	15.0	48.0	(66.0)	46.0	47.0	44.0	26.0	55.0	(59.0)	50.0	456.0	331.0
50	Opti	1101	Wollmann,		53.0	57.0	37.0	48.0	(60.0)	46.0	14.0	46.0	33.0	(61.0)	455.0	334.0

	White		Mikey															
51	Opti Red	1368	Macrae, Hugh		CAN	51.0	41.0	(60.0)	(65.0)	55.0	48.0	56.0	49.0	18.0	24.0	467.0	342.0	
52	Opti Blue	1127	Verrier Paquette, Frederic		CAN	56.0	53.0	46.0	47.0	39.0	40.0	47.0	15.0	(65.0)	(60.0)	468.0	343.0	
53	Opti Red	1435	Cullen, Jake		CAN	45.0	25.0	45.0	29.0	(56.0)	55.0	(60.0)	37.0	55.0	52.0	459.0	343.0	
54	Opti Blue	1448	Donaldson, Jim		CAN	38.0	(60.0)	40.0	26.0	44.0	(58.0)	51.0	45.0	57.0	53.0	472.0	354.0	
55	Opti Blue	9150	Toland, Talia		USA	(62.0)	30.0	55.0	15.0	42.0	51.0	52.0	58.0	52.0	(72.0 DSQ)	489.0	355.0	
56	Opti Blue	1439	MacVicar, Ben		CAN	42.0	(67.0)	53.0	31.0	53.0	62.0	(64.0)	36.0	49.0	48.0	505.0	374.0	
57	Opti Blue	2962	Bentzen, Blake		USA	6.0	62.0	47.0	(67.0)	51.0	53.0	(65.0)	59.0	63.0	51.0	524.0	392.0	
58	Opti Red	1236	Spinelli, Rachel		CAN	43.0	56.0	43.0	(62.0)	(57.0)	52.0	57.0	54.0	47.0	43.0	514.0	395.0	
59	Opti Red	168	Archer-Hastie, Keagan		CAN	60.0	(63.0)	54.0	49.0	59.0	(63.0)	54.0	29.0	40.0	57.0	528.0	402.0	
60	Opti Red	1447	Linton, Hayley		CAN	46.0	52.0	57.0	(60.0)	(62.0)	47.0	43.0	57.0	45.0	59.0	528.0	406.0	
61	Opti White	987	Rieder, Jack		CAN	34.0	(72.0 DNF)	38.0	64.0	(71.0)	61.0	58.0	68.0	69.0	TLE	35.0	570.0	427.0
62	Opti Blue	1430	Black, Connor		CAN	41.0	39.0	56.0	51.0	63.0	60.0	(66.0)	64.0	(69.0 TLE)	62.0	571.0	436.0	
63	Opti Red	1434	Shaw, Ellie		CAN	47.0	24.0	63.0	63.0	(65.0)	59.0	62.0	61.0	(69.0 TLE)	64.0	577.0	443.0	
64	Opti Red	943	Bapty, Jerred		CAN	52.0	50.0	(71.0)	66.0	(67.0)	54.0	61.0	67.0	64.0	49.0	601.0	463.0	
65	Opti White	124	Cochrane, Dylan		CAN	61.0	66.0	68.0	(70.0)	69.0	(70.0)	70.0	40.0	27.0	67.0	608.0	468.0	
66	Opti White	1203	Moberg-Parker, Henrik		CAN	(72.0 DNF)	(72.0 DNS)	70.0	61.0	66.0	67.0	63.0	32.0	51.0	58.0	612.0	468.0	
67	Opti Red	1348	Muru, Jackie		CAN	36.0	47.0	69.0	(71.0)	70.0	(71.0)	67.0	65.0	62.0	54.0	612.0	470.0	
68	Opti White	1444	Mastracci, Michael		CAN	64.0	(72.0 DNF)	58.0	58.0	61.0	38.0	69.0	(72.0 OCS)	66.0	63.0	621.0	477.0	
69	Opti White	6588	Williams, Doug		CAN	59.0	(68.0)	65.0	39.0	58.0	64.0	(68.0)	66.0	67.0	65.0	619.0	483.0	
70	Opti Red	1359	Prins, Alex		CAN	63.0	28.0	67.0	69.0	64.0	68.0	(71.0)	63.0	69.0	(72.0 TLE)	634.0	491.0	
71	Opti Blue	1450	Tulip, Robert		CAN	67.0	61.0	59.0	53.0	68.0	(69.0)	59.0	(72.0 OCS)	58.0	68.0	634.0	493.0	

### Scoring codes used

Code	Description	Points
DNF	Started but did not finish	72
DNS	Came to the start area but did not start	72
DSQ	Disqualification	72
OCS	On course side at start or broke rule 30.1	72
PTY		72

TLE Finished outside of max 20 minutes from time of first finisher 69

[www.rvyc.bc.ca](http://www.rvyc.bc.ca)  
[info@rvyc.bc.ca](mailto:info@rvyc.bc.ca)

Sailwave Scoring Software 2.01 build 8  
[www.sailwave.com](http://www.sailwave.com)

[www.opti2009.ca](http://www.opti2009.ca)  
[johnedwards@shaw.ca](mailto:johnedwards@shaw.ca)